

Welcome

Achieving ACHC Pharmacy Accreditation

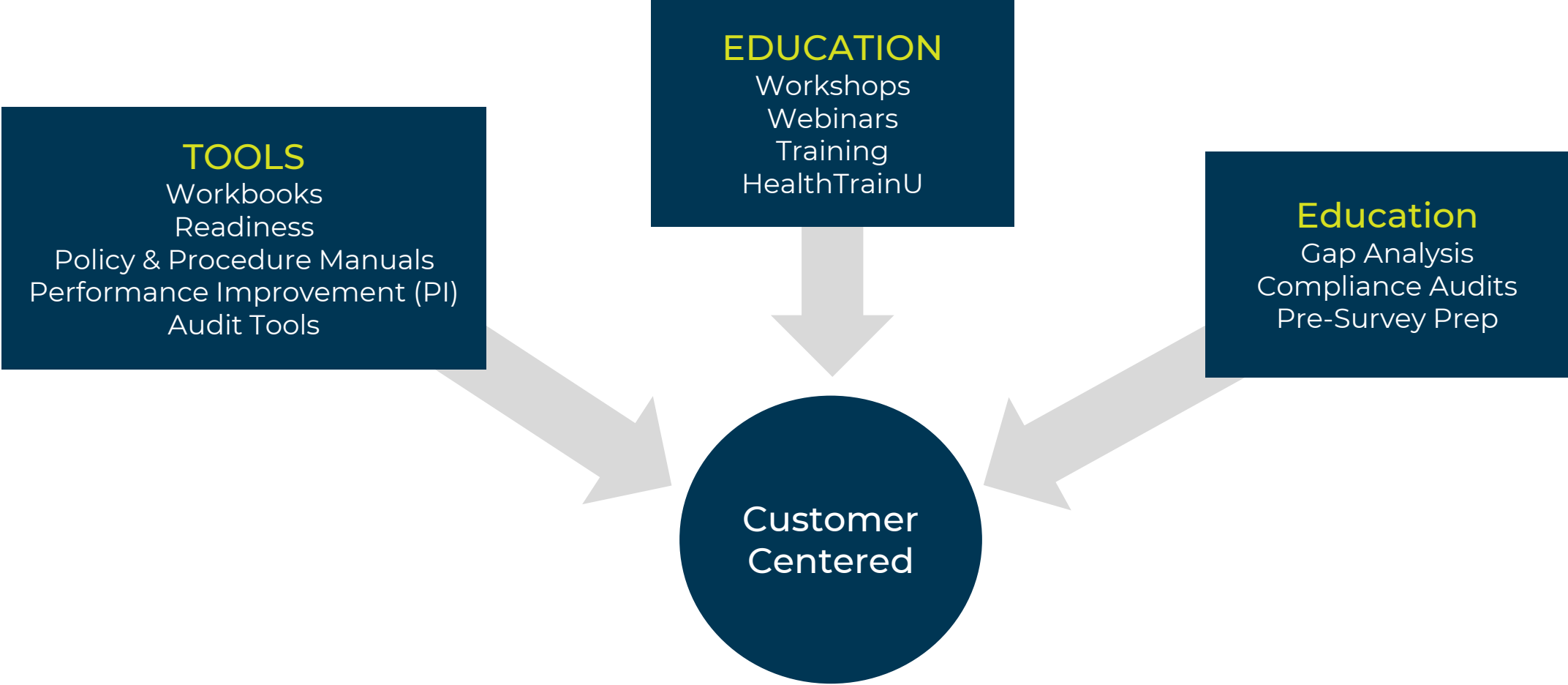




Greg Stowell

Associate Director, Education & Training

ACHCU



Three Groups Represented


- Pharmacy's needing both Specialty and DMEPOS Accreditation (billing Medicare Part B)
 - Specialty Pharmacy Accreditation (SRX)
- Pharmacy's needing Specialty Accreditation (with no Medicare Part B DMEPOS billing)
 - Specialty Pharmacy Only (SRXONLY)
- Medically Integrated Dispensing Practices
 - Specialty Pharmacy Only (SRXONLY)
- *Based on your practice needs, you will need to filter the information we present today and in the live workshop*
- *Not everything we discuss will apply equally to all practice settings, however regardless of your practice setting you are expected to comply with all ACHC pharmacy standards*

Learning Objectives

- Review the Application Process
- Discuss Pharmacy Standards Updates
- Understand Medicare DMEPOS requirements as they relate to pharmacy operations (as applicable)
- Become familiar with the initial and renewal accreditation process
- Learn how to prepare an organization for the accreditation survey
- Get a detailed look at the survey day and post-survey process
- Learn how to utilize the *ACHC Accreditation Guide to Success* to ensure ongoing compliance

ACHC Accreditation Guide to Success

- *ACHC Accreditation Guide to Success* for Pharmacy
- Developed to help walk you through the accreditation process
- Workbook contains all standards (IRX/SRX/SRXONLY)
- Gap analysis tools to help you assess readiness
- Surveyor hints regarding common deficiencies
- Sample forms and document templates



About ACHC

- Nationally recognized accreditation organization with more than 30 years of experience
- CMS Deeming Authority for Home Health, Hospice, Renal Dialysis, DMEPOS, Home Infusion Therapy, Clinical Laboratory, Acute Care Hospital, Critical Access Hospital and Ambulatory Surgery Center
- Recognition by major third-party payors
- Approved to perform state licensure surveys
- Quality Management System that is ISO 9001:2015 Certified

Experience The ACHC Difference

- Standards created for providers, by providers
- All-inclusive pricing — no annual fees
- Personal Account Advisors
- Commitment to exceptional customer service
- Surveyors with industry-specific experience
- Dedicated clinical support
- Dedicated regulatory support
- Educational resources





EDUCATIONAL RESOURCES

Customer Central & Overview of the Accreditation Process

 PHARMACY



ACHCU IS A BRAND OF ACCREDITATION COMMISSION *for* HEALTH CARE





Customer Central is your personalized website to complete the accreditation process, from start to finish!

Becoming accredited with ACHC

Download Standards

Complete Application

On-Site Survey

Watch a video tutorial of the new Customer Central

Watch Install Video »
Get Desktop App for Windows »

EDUCATIONAL RESOURCES

ACHCU helps you prepare for and maintain accreditation with products, tools, and events.

GET SURVEY READY

Please provide the information requested below to create your account and download ACHC standards

FIRST NAME

LAST NAME PHONE

EMAIL

COMPANY NAME

DBA NAME

ADDRESS

CITY STATE

ZIP

-----ACREDITATION PROGRAM----- NUMBER OF LOCATIONS

SELECT A USERNAME

ENTER PASSWORD CONFIRM PASSWORD

Accreditation completed by: **Which of the following best describes you?**

How did you hear about ACHC? **Are you hospital-affiliated?** YES NO



Go to: cc.achc.org

Log in above or create a new account below.



Download ACHC's Standards

Select the program and services applicable to your company and click 'Download'. If standards are not required, continue to your application.

[Application >>](#)

Applying for reaccreditation? Download the program-specific updates under [Educational Tools](#).

Pharmacy	Download
Durable Medical Equipment, Prosthetics, Orthotics, and Supplies	
Community Retail	
Behavioral Health	Download
Home Health – Medicare Certified	Download
Hospice	Download
Private Duty – Non-Medicare Certified	Download
Sleep	Download
Assisted Living Facilities	Download
Ambulatory Care	Download



PREPARE WITH ACCREDITATION WORKSHOPS



Thorough Review of ACHC Accreditation Standards



Key Steps to a Successful On-Site Survey



How to Complete Important Post-Survey Components





Account Advisor



Lomeka Perry
Lperry@achc.org
(919) 785-1214 ext. 226
Fax: (919) 785-3011

ACHC
139 Weston Oaks Ct.
Cary, NC 27513

Video Tutorials
Customer Central Tour
Application Tour
PER "How To"
On-Site Survey
POC "How To"

Welcome, Kevin!

Joyous Healthcare - Paradise, NC

Your entire process begins with an application. To start a new application click "New Application," or to renew an existing accreditation, click "Renewal." A "Renewal" allows you to copy a previously completed application - saving you time!

Click the [EDIT] button under the "In Progress" section to continue the process once you've created an application.

 GET STANDARDS
  NEW APPLICATION
  RENEWAL

In Progress

APPLICATION	DATE SUBMITTED	TYPE	STATUS	LAST UPDATED
You do not have any applications in progress.				

Accreditation History

COMPANY	DATE SUBMITTED	PAYMENT	ACCREDITATION DATE	STATUS
---------	----------------	---------	--------------------	--------

If this is your first time with ACHC Accreditation, click the "NEW APPLICATION" button.

If you're in an existing accredited account (as shown), you can click on the "RENEWAL" button to save time.

Online Application

- NEW APPLICATION or RENEWAL
- Main office:
 - Profile
 - Location
 - Contacts
 - Services
- Additional locations — branch locations
- Blackout dates
- Services provided

PER Checklist

PRELIMINARY EVIDENCE REPORT (PER) INITIAL CHECKLIST



This checklist constitutes the requirements of the PER, which is mandatory for organizations applying for initial Pharmacy accreditation.

Review and acknowledge that all of the following requirements have been met and submit this signed checklist with the required items listed below.

Required items to be submitted to the Accreditation Commission for Health Care (ACHC):

- Accreditation application
- Non-refundable deposit
- Organization's new client/patient information/admission packet
 - It is preferred that this information be provided to ACHC in digital format
- Organizational chart by position titles
- Any current citation(s) from a federal or state agency (e.g. FDA, Board of Pharmacy, etc.)
- If the pharmacy performs sterile compounding, provide the procedures that outline the process of compounding
 - These can be in the form of policies that match the ACHC Accreditation Standards or can be the complete procedures that are followed for the compounding process

Confirmation of the following (initial in spaces provided):

_____ I attest that this organization possesses all policies and procedures as required by the ACHC Accreditation Standards

_____ Organization has 5 client/patient files, or can provide 5 mock files at the time of survey if equipment or supplies have not been provided

_____ I acknowledge that this organization was/is/will be in compliance with ACHC Accreditation Standards as of _____ (date)

I, having the authority to represent this organization, verify that _____ (organization's legal name) has met the above requirements for survey. Failure to meet any of the aforementioned requirements when the ACHC Surveyor arrives on site may result in additional charges to the organization for a subsequent survey to be performed when the organization has notified ACHC it has met all of the above requirements. I agree that during my accreditation with

Account Advisor



Lomeka Perry
lperry@achc.org
(919) 785-1214 ext. 226
Fax: (919) 785-3011

ACHC
139 Weston Oaks Ct.
Cary, NC 27513

Video Tutorials
Customer Central Tour
Application Tour

Application

PER

Payment

Survey

POC

Accreditation

Preliminary Evidence Report (PER)

The PER is a compilation of your company's most important policies and procedures. This step provides supporting evidence of compliance prior to the survey. If you have an Extended Policy Review, you will also upload it on this page. There is a 20mb limit per file.

1. Download the program-specific PER checklist from the 'Download Your Checklist' link to the right, and select all that apply.
2. Complete and save the checklist using Adobe Reader. The checklist will have detailed descriptions of required documents.
3. Upload the checklist and supporting documents from the 'Upload a file' link below.

Upload a file

Select files from the 'Upload a file' link above, or drag and drop.

Download Your Checklist

1. DMEPOS PER Initial Checklist
2. Behavioral Health Initial PER Checklist

Download Adobe Reader >>

CONTINUE >

First download the correct PER Checklist.

Completely fill out the PER Checklist and upload with supporting documents.

Extended Policy Review

- Optional review of complete policies and procedures by an ACHC Surveyor to determine compliance prior to the on-site survey
- Feedback from an ACHC Surveyor regarding the alignment of agency's policies and procedures to ACHC Accreditation Standards
- Option to purchase through the Customer Central portal
- Customized Reference Guide for Required Documents; policies and procedures available as a download

DMEPOS Addendum (if applicable)

- As part of your application process, you will be asked to complete a section titled “DMEPOS Supply Categories.”
- You will only need to complete an addendum if you plan on billing Medicare under the DMEPOS program.
- Medications billed under Medicare Part B are exempt from the accreditation requirement.
- As a reminder, if not billing Medicare under the Part B program select “SRXONLY” accreditation
- Only select the codes for items that each location is actually providing; you should not select codes for items you hope to provide in the future.
- Your application addendum guides ACHC to ensure we have the proper accreditation programs and tools selected for your survey, and that we send a Surveyor with the necessary expertise.

Agreement

Accreditation Agreement
(BAA/Contract) reviewed
by customer, signed and
returned to Account
Advisor



14 Calendar Days

Payment Information

Deposit Received:

<<<INSERT DEPOSIT AMOUNT HERE>>>

Discount (if applicable):

<<<INSERT DISCOUNT AMOUNT HERE>>>

Remaining Balance: <<<REMAINING BALANCE>>>

<<<FIRST PAYMENT>>> Due on line upon execution of this Agreement.

<<<SECOND PAYMENT>>> Due 12 months from date of the Accreditation Decision Letter.

<<<THIRD PAYMENT>>> Due 24 months from date of the Accreditation Decision Letter.

Payment Method:

I wish to pay my bill online (an email with a link to online payment will be sent following the execution of this agreement)

I wish to receive a paper invoice for payment

So, when am I officially “in process?”

- Completed application (online)
- Deposit (online)
- Completion and return of PER (online)
- Signed and returned Accreditation Agreement
- When will your survey be conducted?
 - New application — Some point after “Date of Readiness” (excluding blackouts)
 - Renewal — Based on when you apply and when accreditation expires



EDUCATIONAL RESOURCES

Customer Central Regulatory Resources

 PHARMACY



ACHCU IS A BRAND OF ACCREDITATION COMMISSION *for* HEALTH CARE





Account Advisor



Nora Lee Stephen
nstephen@achc.org
(919) 785-1214 ext. 230
Fax: (919) 785 - 3011

ACHC
139 Weston Oaks Ct.
Cary, NC 27513

Video Tutorials
Customer Central Tour
Application Tour
PER "How To"
On-Site Survey
POC "How To"

WORKSHOPS
Learn more about ACHC standards & survey tips
[MORE INFO](#)

Welcome, Carolyn!

Your entire process begins with an application. To start a new application, click "New Application." To edit an existing application, click "Renewal." A "Renewal" allows you to update your application information, or to renew an existing application - saving you time!

Click the [EDIT] button under the "In Progress" section to edit your application.

GET STANDARDS
 NEW APPLICATION

Dropdown menu options:
Name Change
Additional Site Location
Change of Location
Change Product Codes
Change Services
Change of Ownership
Change of Personnel
Closure/Withdrawal Notification

In Progress



APPLICATION	DATE SUBMITTED	STATUS	LAST UPDATED
x 103738		New Customer In Progress	4/26/2019 8:06 AM [EDIT]

Accreditation History

COMPANY	DATE SUBMITTED	PAYMENT	ACCREDITATION DATE	STATUS
---------	----------------	---------	--------------------	--------

Use the FORMS tab to edit company information

Branch Addition




CUSTOMER CENTRAL
STANDARDS
APPLICATION
RESOURCES +
FORMS +
UPLOAD
 EASY PAY
MY ACCOUNT +

Company Information

The options below are for companies that are currently accredited and need to make changes to their company information. Additional information and fees may be required.

NAME CHANGE	[Expand]
ADDITIONAL SITE LOCATION	[Expand]
<p>Please complete this form if you would like to add an additional location to your organization. Examples include: branch, multiple location, satellite location, drop-site, warehouse, call center, etc.</p> <ul style="list-style-type: none"> • DMEPOS/Pharmacy Branch Addition Packet >> • Home Health Branch Addition Packet >> • Florida Home Health Branch Addition Packet >> • Home Health/Hospice/Private Duty Parent Addition Packet >> • PCAB Branch Addition Packet >> • Behavioral Health Branch Addition Packet >> • Private Duty Branch Addition Packet >> • Florida Private Duty Branch Addition Packet >> • Hospice Multiple Location Branch Addition Packet >> • Sleep Branch Addition Packet >> • Pharmacy (not PCAB) Branch Addition Packet >> 	
CHANGE OF LOCATION	[Expand]
CHANGE PRODUCT CODES	[Expand]
CHANGE SERVICES	[Expand]
CHANGE OF OWNERSHIP	[Expand]

Change of Ownership


CUSTOMER CENTRAL
STANDARDS
APPLICATION
RESOURCES +
FORMS +
UPLOAD
 EASY PAY
MY ACCOUNT +

Company Information

The options below are for companies that are currently accredited and need to make changes to their company information. Additional information and fees may be required.

NAME CHANGE	[Expand]
ADDITIONAL SITE LOCATION	[Expand]
CHANGE OF LOCATION	[Expand]
CHANGE PRODUCT CODES	[Expand]
CHANGE SERVICES	[Expand]
CHANGE OF OWNERSHIP	[Expand]
<p>Please complete this form if your organization has gone through an ownership change. Please contact your Account Advisor if you have any questions on what qualifies as a change of ownership.</p> <ul style="list-style-type: none"> Change of Ownership Checklist for DMEPOS and Pharmacy >> Change of Ownership Checklist for Home Health and Hospice >> Change of Ownership Checklist for PCAB >> Change of Ownership Checklist for Private Duty >> Change of Ownership Checklist for Sleep >> 	
CHANGE OF PERSONNEL	[Expand]
CLOSURE/WITHDRAWAL NOTIFICATION	[Expand]

Education Library

ACHC CUSTOMER CENTRAL
STANDARDS
APPLICATION
RESOURCES +
FORMS +
UPLOAD
 EASY PAY
MY ACCOUNT +

Account Advisor

Nora Lee Stephen

nstephen@achc.org

(919) 785-1214 ext. 230

Fax: (919) 785-3011

ACHC

139 Weston Oaks Ct.

Cary, NC 27513

Video Tutorials

Customer Central Tour

Application Tour

PER "How To"

On-Site Survey

POC "How To"

Education Library

ACHC is dedicated to providing its customers with up-to-date news and education. Below is a list of educational material that ACHC has provided to customers. You will also find a list of helpful links to industry websites.

Please contact your organization's Account Advisor with any questions.

Educational Tools

Educational program-specific documents for your industry.

-----Please Select-----

"Did You Know" Emails

Review archived program-specific emails.

["Did You Know" Emails Section >>](#)

ACHC Today

Review ACHC Today news.

[ACHC Today >>](#)

Industry Links



Great resources for state-specific industry links.

DMEPOS


-----Please Select-----


[Home Health & Hospice](#)


Continued Compliance



CUSTOMER CENTRAL
STANDARDS
APPLICATION
RESOURCES +
FORMS +
UPLOAD
 EASY PAY
MY ACCOUNT +

Account Advisor



 **NoraLee Stephen**
nstephen@achc.org
(919) 785-1214 ext. 230
Fax: (919) 785 - 3011

 **ACHC**
139 Weston Oaks Ct.
Cary, NC 27513

 **Video Tutorials**
Customer Central Tour
Application Tour
PER "How To"
On-Site Survey
POC "How To"

Continued Compliance

ACHC is here to help you maintain ongoing compliance and employ industry best practices. Below are continued compliance checklists for each program. Select your program to expand and then click to download the checklists.

6 Month checklist
12 Month checklist
24 Month checklist
30 Month checklist

Account Advisors

- Key resource in navigating the accreditation process.
- Experts on the process, but not Pharmacists.
- If asking a regulatory or pharmacy practice question, your Account Advisor (AA) will direct your question to the appropriate clinical or regulatory department.
- Phone calls are good, but a well-worded email can help get you the most accurate answers.
- Customer Central and your workbook answer many of the most common process questions.
- One question they cannot answer: When is my survey?

ACHC Standards

- ACHC Standards are developed and customized specifically for the services that you provide and are based on applicable regulations from CMS and other federal and state regulators.
- There are “core” standards that apply to all programs.
- Your workbooks reference all programs to which a standard applies.
- You can download Specialty Pharmacy (SRX) standards only.
- ACHC standards are NOT intended to tell you how to “run your business.”

ACHC Standards

STANDARDS UPDATE GUIDE

 PHARMACY



Listed below are standards updated in 2022 for ACHC Pharmacy Accreditation. Summaries of the changes and effective dates also are provided. Organizations must be compliant with any changes on the effective date and must maintain compliance throughout their accreditation period.

Standard	Services Applicable	Update Summary	Effective Date
DRX4-2K	MORX, SRX, SRXONLY	⊗ Removed the requirement for pre-employment drug testing for personnel with access to pharmaceuticals.	February 1, 2022
DRX7-8G	IRX	<p>➔ Added that verification of temperature-sensing devices to conform to National Institute of Standards & Technology (NIST) standards is required.</p> <p>🔄 Clarified that calibration of temperature-sensing devices is done as necessary.</p>	June 1, 2022

ACHC Standards

ACHC ACCREDITATION STANDARDS


Customized for Specialty Pharmacy Services

Section 1: ORGANIZATION AND ADMINISTRATION



The standards in this section apply to the leadership and organizational structure of the company. All items referring to business licensure including federal, state, and local licenses that affect the day-to-day operations of the business should be addressed. This section includes the leadership structure including board of directors, advisory committees, management, and employees. Also included is information about leadership responsibilities, conflicts of interest, chain of command, program goals, and regulatory compliance.

Standard DRX1-1A: The organization is an established entity with legal authority to operate and has the appropriate licensure, Articles of Incorporation, or other documentation of legal authority.



The organization is an established entity with legal authority to operate and has the appropriate articles of incorporation or other documentation of legal authority.

Legal authority is granted to one individual, members of a limited liability corporation (LLC), a board of directors, usually referred to as the governing body, and as allowed in state statutes for the appropriate type and structure of the organization. The entity, individual or organization has a copy of the appropriate documentation or authorization to conduct business.

If state or applicable local law requires a license or permit the organization posts the current copy in a prominent location accessible to public view in all locations/branches and/or in accordance with appropriate regulations or laws.

Evidence: Copy of all current applicable license(s)/permit(s) for each location

Services applicable: AIC, CRCS, CRDS, CRTL, Fitter, HME, IRN, IRX, MORX, MSP, RTS, SRX, SRXONLY



EDUCATIONAL RESOURCES

ACHC Accreditation Visits To Pharmacy & DMEPOS Providers

Overview of the ACHC Accreditation Survey

 PHARMACY



ACHCU IS A BRAND OF ACCREDITATION COMMISSION *for* HEALTH CARE



Surveyors

- Who is your Surveyor?
 - Pharmacist
 - Expert on the pharmacy products and services you provide
 - 20-plus years of experience
 - USP and industry experience and knowledge
 - Completed comprehensive ACHC training
 - Completed required field training (precept)
 - Background checks and completed BAA
 - Selected for your survey based on experience
 - Asked to verify that survey does not create conflict of interest
 - You will not know the name of your Surveyor in advance

Survey Day

- Based on the type of survey, your survey could be either announced, (SRXONLY), or unannounced survey, SRX with (DMEPOS)
- Your survey date is selected with several factors in mind:
 - The date you apply and submit all required information
 - The date your accreditation expires (for renewals)
 - A date of readiness selected by new organizations
 - Your selected blackout dates
 - ACHC-listed holidays
- On your survey day, the Surveyor will attempt to call the main number listed on your application; they will not leave a callback number but will state their name and that they will be arriving today for your survey
- When the Surveyor arrives, you are welcome to ask to see identification to verify their identity; the Surveyor should have a name badge with a picture ID
- Surveyor may show up any time during standard hours of operation

Survey Day (Cont.)

- Try to keep your staff relaxed and focused
- Customers come first! (Just keep us in the loop)
- Perfection is not the goal of the day
- Almost everything can be “fixed”
- There is nothing your staff can say in an interview that will sink the ship, so relax!
- Deficiencies are common... and expected
- Don't get sidetracked by “What's my score?”
- Ask questions/seek clarification
- The Surveyor is not always correct, so challenge him/her

Survey Day (Cont.)

- The Surveyor is only a data collector; the Surveyor does not play any role in the ultimate review decision or the status of your accreditation
- You will be given the opportunity to correct deficiencies during the survey day (if reasonable)
- Correcting deficiencies as you go eliminates the need to submit a Plan of Correction for those items, although the item is still recorded as a “no”
- If requested items cannot be located in a “reasonable time frame,” the item must be marked as a deficiency

Survey Day (Cont.)

- Opening conference (set the schedule for the day)
- Tour of facilities
- Staff interviews
- Personnel record review
- Patient record review
- Patient visits/interviews
- Review of logs and Medicare-required documents
- Review of PI/QI data
- Exit conference

Opening Conference

- Begins shortly after arrival of Surveyor
- Management may invite all staff members
- Good time to gather information needed by the Surveyor:
 - Logs, inspections, reports
 - Licenses, bonds, insurance as required
 - Personnel list
 - Staff schedules
 - HR records
 - PI/QI data
- The Surveyor will use this time to set the schedule for the day

Personnel Record Review

- Surveyor will review personnel records for key staff and contract staff
- Must be selected randomly by the Surveyor
- May include all staff members or only select ones:
 - Preferable to have someone from your organization review charts with us
- Looking for items to include:
 - Application, tax forms, I-9 (as applicable)
 - Job descriptions and evaluations
 - Verification of qualifications/licenses
 - Orientation records, trainings, competencies, ongoing education
 - Medical information (TB/HepB as applicable)
 - Background checks

For a complete listing of items required in the personnel record, review DRX4-1C of the ACHC Accreditation Standards.

Client Record Reviews

- Client records must be selected randomly by the Surveyor:
 - Preferable to choose from a list/printout of payments (EOB)
 - Preferable to have someone from your organization review with us
- May include current patients and discharged patients
- Both billing and medical records:
 - Representative of the care/services provided
- Review of patient paperwork and education provided
- Review of Plan of Service/Plan of Care and updates

DRX5-1A details the requirements of the client record.

PATIENT VISITS/INTERVIEWS

- ACHC Surveyors will expect you to arrange for us to visit patients/customers as part of your accreditation visit
- Please provide the Surveyor with a list of potential customers (who are within a reasonable driving distance)
- The Surveyor may also call some recent customers for a phone interview
- If you have a location that customers may come to for products and/or services, the Surveyor may ask to speak with some of those customers as well
- The customer needs to give you permission for us to visit or interview them (we do not require that it be in writing)

Review of Logs & Medicare-Required Documents

- Training/in-service logs
- Referral logs
- On-call schedule/logs
- Infection control tracking logs
- Temperature logs
- Fire and disaster drill logs
- Maintenance, repair, and cleaning logs
- Complaint logs
- Surety bond, liability and vehicle insurance, organizational chart, budget, contracts/BAAAs, required licenses

Review of PI/QI Data

- Your Surveyor will expect to see evidence of ongoing PI/QI activities for the previous three years (if a renewal); PI/QI meeting notes alone do not meet these requirements
- If an initial ACHC Survey, documentation of a PI plan will be limited, but the plan should be in place with evidence that you have started the process
- If you are part of a large health system, your PI/QI data can be included in your corporate plan but you need to be able to show compliance with each requirement
- Refer to the Performance Improvement Made Simple Document located on Customer Central

Closing Conference

- The ACHC Surveyor conducts a closing conference with the organization's representatives
- Management may decide which staff members attend
- Can provide a scheduled time for closing to accommodate phone participation by remote staff
- Surveyor covers all areas of noncompliance with reference to the standard requirement
- Great opportunity for you provide missing items or seek clarification
- The Surveyor cannot comment on how you performed, as they only collect and submit the data
- The Surveyor shall complete the closing conference by the end of the business day

During Your Survey

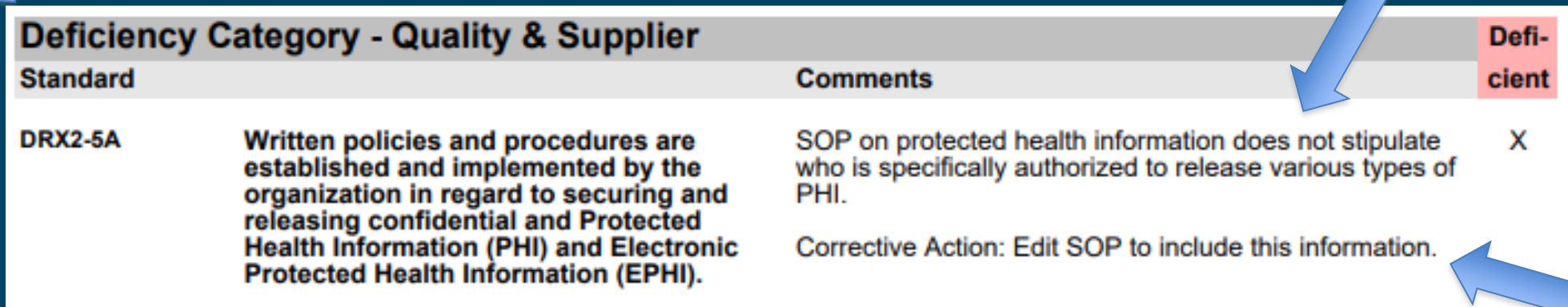
- Management is welcome and encouraged to be a part of the entire accreditation process
- Deficiencies may be corrected during the survey, if practical:
 - The deficiency will be corrected on site but will be recorded as a “no”
- Seek clarification from your Surveyor while still on site:
 - If you believe they have misunderstood something, provide clarification
- Surveyors are experts in the industry and have hands-on knowledge regarding the implementation of the ACHC standards:
 - Take advantage of their knowledge and experience

Initial Surveys

- Initial surveys can be “complicated”
- The Surveyor is assessing your level of compliance with a set of standards by looking for evidence of compliance
- Evidence is limited because ACHC can only hold you accountable back to a “date of readiness” (the date you represented that you were in full compliance with ACHC requirements)
- As an example, let’s assume that was 90 days before survey:
 - ACHC cannot hold you accountable for compliance prior to that date (but when you represent that you are in compliance, you must be fully in compliance)

Summary of Findings Report for Survey on 1/14/20

Services: SRXONLY



Deficiency Category - Quality & Supplier			Deficient
Standard		Comments	
DRX2-5A	Written policies and procedures are established and implemented by the organization in regard to securing and releasing confidential and Protected Health Information (PHI) and Electronic Protected Health Information (E PHI).	SOP on protected health information does not stipulate who is specifically authorized to release various types of PHI. Corrective Action: Edit SOP to include this information.	X

Summary of Findings Report for Survey on 1/14/20

Services: SRXONLY



Deficiency Category - Quality & Supplier with ** Evidence Required on POC**			Defi-
Standard		Comments	cient
DRX4-7A	Written policies and procedures are established and implemented requiring the organization to design a competency assessment program on the care/service provided for all personnel who set up, train, clean, test, repair and/or educate the use of medications, equipment, and/or supplies.	<p>A competency assessment for the dispensary manager is not present.</p> <p>Corrective Action: Perform such a competency assessment annually.</p> <p>Best Practice: "Peer-on-peer" assessments are acceptable.</p>	X

Deficiency Category - Interviews/Observations

Standard

Comments

Defi-
cient

DRX2-4C

The organization provides the client/patient with written information concerning how to contact the organization, appropriate state agencies, and ACHC concerning grievances/complaints at the time of admission.

Best Practice: Be sure to include the ACHC phone number in patient information in case a patient wants to lodge a complaint.



DRX7-11A

Written policies and procedures are established and implemented for identifying, monitoring, reporting, investigating, and documenting all incidents, accidents, variances, or unusual occurrences involving personnel.

Best Practice: Suggest adding fields for preventative actions needed to complaint and incident reports.

ACHC Accreditation Decisions



ACCREDITED

Provider meets all requirements for full accreditation status. Accreditation is granted but Plan of Correction (POC) may still be required.*




ACCREDITATION PENDING

Provider meets basic accreditation requirements but accredited status is granted upon submission of an approved POC.



DEPENDENT

Provider has significant deficiencies to achieve accreditation. An additional on-site visit will be necessary to be eligible for accreditation.



DENIED

Accreditation is denied. Provider must start process from the beginning once deficiencies are addressed.

PLAN OF CORRECTION (POC)

ONCE COMPLETED, PLEASE EMAIL THIS FORM TO THE ATTENTION OF YOUR ACCOUNT ADVISOR



Organization: Greg's Pharmacy

Standard	Plan of Correction <small>(Specific action taken to bring standard into compliance)</small>	Date of Compliance <small>(Date correction to be completed)</small>	Title <small>(Individual responsible for correction)</small>	Process to Prevent Recurrence <small>(Describe monitoring of corrective actions to ensure they effectively prevent recurrence)</small>	POC Compliant <small>(ACHC internal use only)</small>	Comments <small>(ACHC internal use only)</small>
TCRX3-B	What would be a proper POC for this deficiency?	What's a reasonable time frame?		How do you prevent this from happening again?		

Plan of Correction (POC)

- Required when a deficiency is found
- Must be submitted within 30 days from receipt
- Follow a specific format
- Submitting a thorough and complete Plan of Correction (POC) will expedite your accreditation
- All deficiencies require a POC
- Some deficiencies require evidence of correction

Congratulations!





Questions?



EDUCATIONAL RESOURCES

Thank you

Accreditation Commission for Health Care

139 Weston Oaks Court, Cary, NC 27513

(855) 937-2242 | achc.org

gstowell@achcu.com

 PHARMACY



ACHCU IS A BRAND OF ACCREDITATION COMMISSION *for* HEALTH CARE

